



intelivote systems inc

**TOWNSHIP OF STIRLING-RAWDON
2022 MUNICIPAL & SCHOOL BOARD ELECTIONS**

ELECTION STATISTICS

Prepared by: Intelivote Systems Inc.

Date: 4-Nov-22

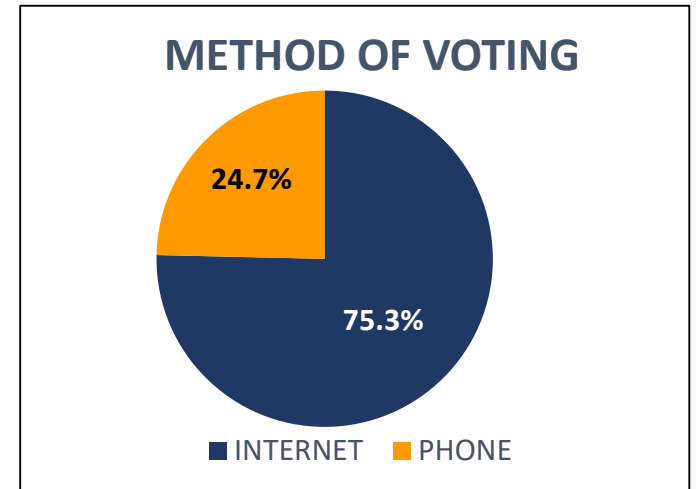
2022 Stirling-Rawdon Municipal and School Board Elections Election Statistics

| | Information Base | Number | % |
|---|--|--------------|-------|
| 1 | Number of eligible electors in system. | 4,244 | |
| 2 | Number of electors who cast at least one ballot. | 1,647 | |
| 3 | Participation rate. | 38.8% | |
| 4 | Voters who used the internet to vote. | 1,241 | 75.3% |
| 5 | Voters who used the phone to vote. | 406 | 24.7% |
| 6 | Internet votes cast at a Kiosk (included in #4 total) | 7 | 0.6% |
| 7 | Average amount of time a voter spent voting using the Internet. | 1 min 7 sec | |
| 8 | Average amount of time a voter spent voting using the telephone. | 1 min 56 sec | |

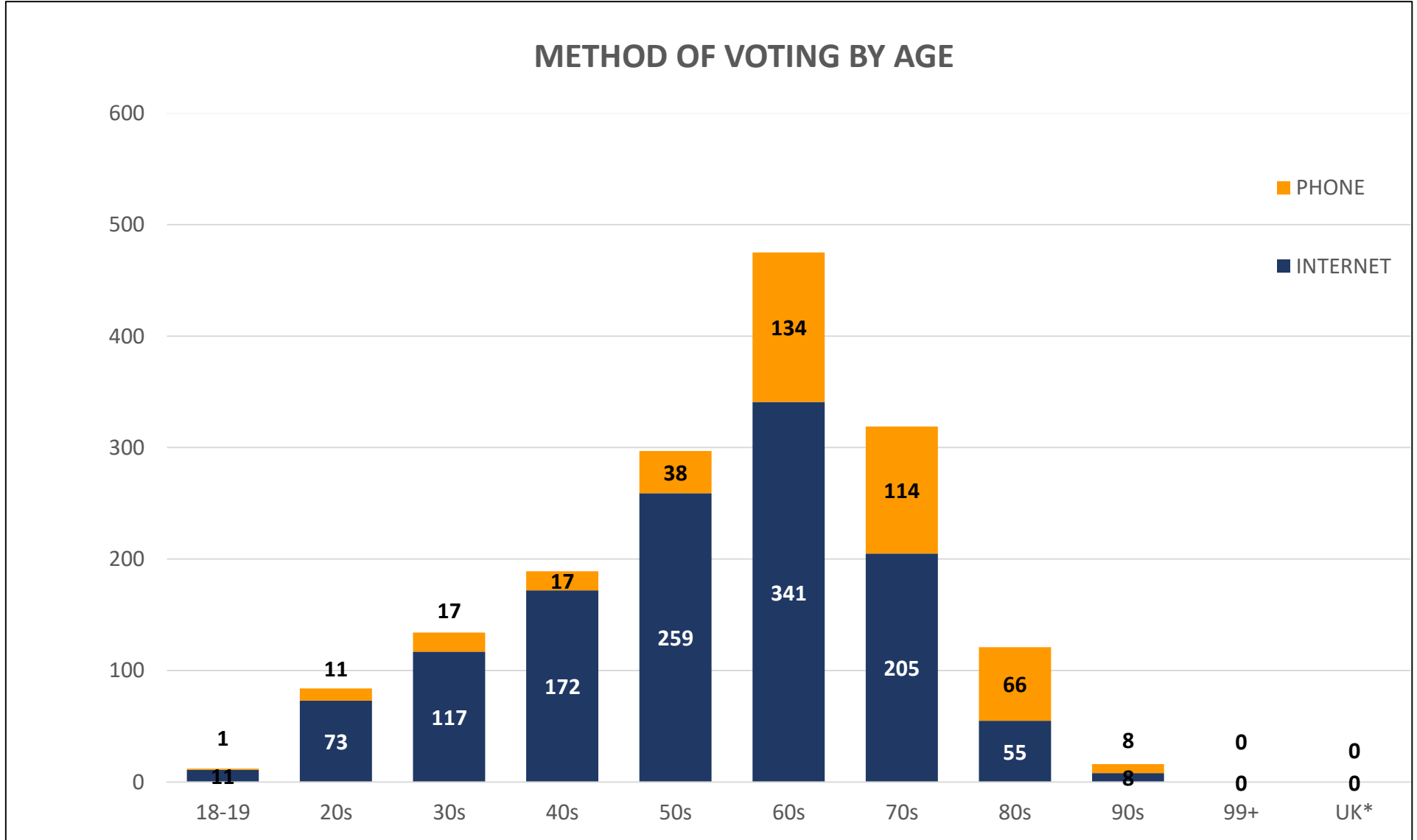
| | Residency Status | Number | % |
|----|--|--------|-------|
| 9 | Total eligible electors with "Resident" status. | 3,733 | 88.0% |
| 10 | Voters casting ballots with "Resident" status. | 1,553 | 94.3% |
| 11 | Total eligible electors with "Non-Resident" status. | 511 | 12.0% |
| 12 | Voters casting ballots with "Non-Resident" status. | 94 | 5.7% |
| | Occupancy Status | Number | % |
| 13 | Total eligible electors with "Owner" status. | 3,180 | 74.9% |
| 14 | Voters casting ballots with "Owner" status. | 1,312 | 79.7% |
| 15 | Total eligible electors with "Spouse" status. | 90 | 2.1% |
| 16 | Voters casting ballots with "Spouse" status. | 58 | 3.5% |
| 17 | Total eligible electors with "Tenant" status. | 454 | 10.7% |
| 18 | Voters casting ballots with "Tenant" status. | 151 | 9.2% |
| 19 | Total eligible electors with "Boarder/Other" status. | 520 | 12.3% |
| 20 | Voters casting ballots with "Boarder/Other" status. | 126 | 7.7% |

| Age Breakdown of Who Voted | | | | | |
|----------------------------|--------------|--------------|--------------|------------|--------------|
| Age | ELIG. | VOTED | INTERNET | PHONE | % Part. |
| 18-19 | 40 | 12 | 11 | 1 | 30% |
| 20s | 386 | 84 | 73 | 11 | 22% |
| 30s | 544 | 134 | 117 | 17 | 25% |
| 40s | 576 | 189 | 172 | 17 | 33% |
| 50s | 745 | 297 | 259 | 38 | 40% |
| 60s | 932 | 475 | 341 | 134 | 51% |
| 70s | 578 | 319 | 205 | 114 | 55% |
| 80s | 225 | 121 | 55 | 66 | 54% |
| 90s | 36 | 16 | 8 | 8 | 44% |
| 99+ | 2 | 0 | 0 | 0 | 0% |
| UK* | 180 | 0 | 0 | 0 | 0% |
| Total | 4,244 | 1,647 | 1,241 | 406 | 38.8% |

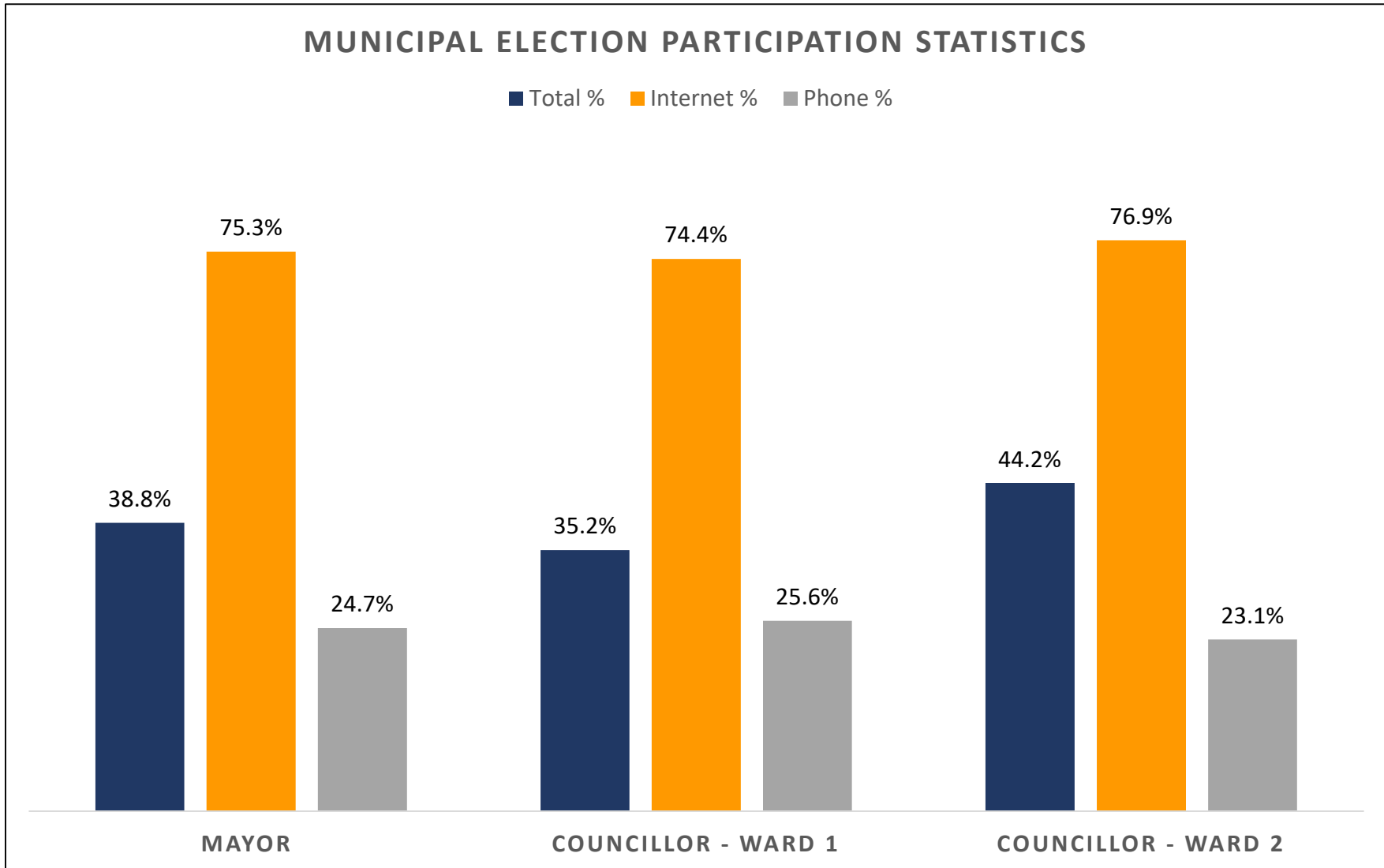
UK* = Unknown age - not listed on elector's list.



2022 Stirling-Rawdon
Municipal and School Board Elections
Election Statistics



**2022 Stirling-Rawdon
Municipal and School Board Elections
Participation Statistics**

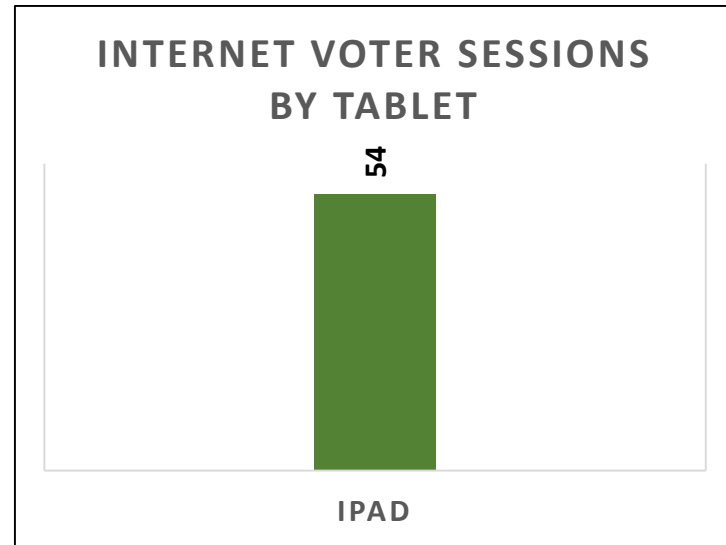
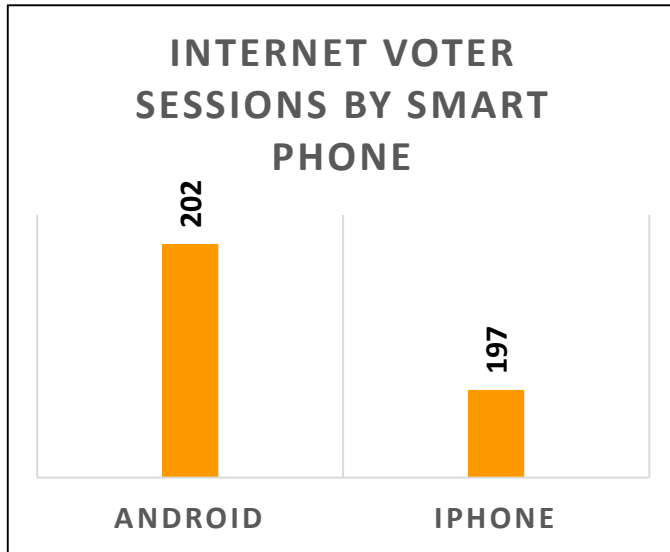
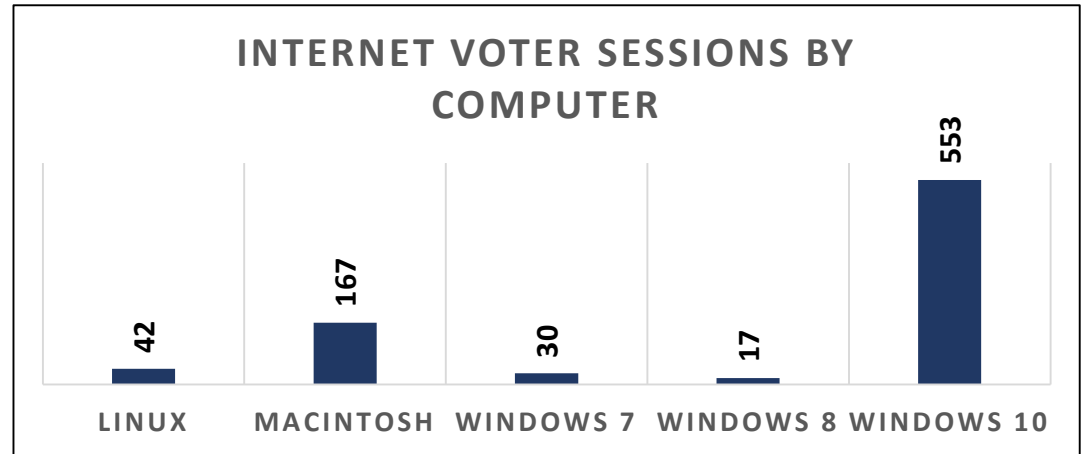


**2022 Stirling-Rawdon
Municipal and School Board Elections
Voting Time Breakdown**

| Date & Time | 11-Oct | 12-Oct | 13-Oct | 14-Oct | 15-Oct | 16-Oct | 17-Oct | 18-Oct | 19-Oct | 20-Oct | 21-Oct | 22-Oct | 23-Oct | 24-Oct | Grand Total | %/Hr. |
|--------------------|-------------|-------------|-------------|-------------|-------------|-------------|--------------|--------------|--------------|-------------|-------------|-------------|-------------|--------------|----------------|-------|
| 12:00 AM | | | | | | | | | | | | | | | 0 | 0.0% |
| 1:00 AM | | | | | | | | | | | | | | | 0 | 0.0% |
| 2:00 AM | | | | | | | | | | | | | | | 0 | 0.0% |
| 3:00 AM | | | | | | | | | | | | | | | 0 | 0.0% |
| 4:00 AM | | | | | | | | 1 | | | | | 1 | | 2 | 0.1% |
| 5:00 AM | | | | | | | | 1 | | 1 | | | | | 2 | 0.1% |
| 6:00 AM | | | | | | | | 2 | 3 | 1 | 3 | | | 6 | 15 | 0.9% |
| 7:00 AM | | | | | | | | 6 | 1 | 4 | 6 | 3 | 2 | 9 | 31 | 1.9% |
| 8:00 AM | | | | | | | | 5 | 8 | 5 | 5 | 5 | 9 | 15 | 52 | 3.2% |
| 9:00 AM | | | | | | | 58 | 28 | 10 | 12 | 10 | 5 | 12 | 42 | 177 | 10.7% |
| 10:00 AM | | | | | | | 54 | 14 | 18 | 8 | 5 | 5 | 9 | 24 | 137 | 8.3% |
| 11:00 AM | | | | | | | 35 | 26 | 19 | 10 | 7 | 6 | 9 | 20 | 132 | 8.0% |
| 12:00 PM | | | | | | | 37 | 22 | 14 | 13 | 5 | 2 | 11 | 23 | 127 | 7.7% |
| 1:00 PM | | | | | | | 31 | 15 | 19 | 9 | 11 | 5 | 7 | 20 | 117 | 7.1% |
| 2:00 PM | | | | | | | 30 | 13 | 17 | 12 | 4 | 6 | 4 | 20 | 106 | 6.4% |
| 3:00 PM | | | | | | | 27 | 9 | 18 | 10 | 7 | 11 | 16 | 19 | 117 | 7.1% |
| 4:00 PM | | | | | | | 21 | 17 | 8 | 15 | 9 | 3 | 2 | 28 | 103 | 6.3% |
| 5:00 PM | | | | | | | 31 | 13 | 4 | 6 | 3 | 4 | 9 | 54 | 124 | 7.5% |
| 6:00 PM | | | | | | | 17 | 23 | 21 | 14 | 6 | 6 | 18 | 57 | 162 | 9.8% |
| 7:00 PM | | | | | | | 22 | 13 | 8 | 7 | 10 | 3 | 15 | 58 | 136 | 8.3% |
| 8:00 PM | | | | | | | 13 | 12 | 9 | | 3 | 2 | 14 | | 53 | 3.2% |
| 9:00 PM | | | | | | | 4 | 1 | 3 | 8 | 4 | 3 | 9 | | 32 | 1.9% |
| 10:00 PM | | | | | | | 5 | 3 | | | | 1 | 5 | | 14 | 0.9% |
| 11:00 PM | | | | | | | | 1 | 2 | | | 1 | 4 | | 8 | 0.5% |
| Grand Total | 0 | 0 | 0 | 0 | 0 | 0 | 385 | 225 | 182 | 135 | 98 | 71 | 156 | 395 | 1,647 | |
| %/Day | 0.0% | 0.0% | 0.0% | 0.0% | 0.0% | 0.0% | 23.4% | 13.7% | 11.1% | 8.2% | 6.0% | 4.3% | 9.5% | 24.0% | 100.00% | |

2022 Stirling-Rawdon
Municipal and School Board Elections
Internet Voter Sessions

| Device | Operating System | Voter Sessions | % |
|-------------|------------------|----------------|-------|
| Computer | Linux | 42 | 64.1% |
| | Macintosh | 167 | |
| | Windows 7 | 30 | |
| | Windows 8 | 17 | |
| | Windows 10 | 553 | |
| Smart Phone | Android | 202 | 35.9% |
| | iPhone | 197 | |
| | iPad | 54 | |
| Total | | 1,262 | |



| Age Breakdown of Who Voted | | | | | |
|----------------------------|--------------|--------------|--------------|------------|--------------|
| Age | ELIG. | VOTED | INTERNET | PHONE | % Part. |
| 18-19 | 40 | 12 | 11 | 1 | 30.0% |
| 20s | 386 | 84 | 73 | 11 | 21.8% |
| 30s | 544 | 134 | 117 | 17 | 24.6% |
| 40s | 576 | 189 | 172 | 17 | 32.8% |
| 50s | 745 | 297 | 259 | 38 | 39.9% |
| 60s | 932 | 475 | 341 | 134 | 51.0% |
| 70s | 578 | 319 | 205 | 114 | 55.2% |
| 80s | 225 | 121 | 55 | 66 | 53.8% |
| 90s | 36 | 16 | 8 | 8 | 44.4% |
| 99+ | 2 | 0 | 0 | 0 | 0.0% |
| UK* | 180 | 0 | 0 | 0 | 0.0% |
| Total | 4,244 | 1,647 | 1,241 | 406 | 38.8% |
| | | | 75.3% | 24.7% | |

